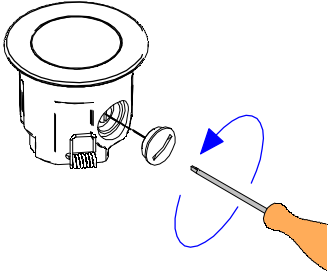


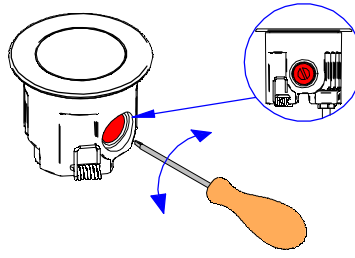
Instructions d'installation Orma_IJ

OPTIQUE D'ORIENTATION

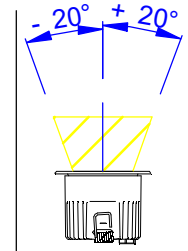
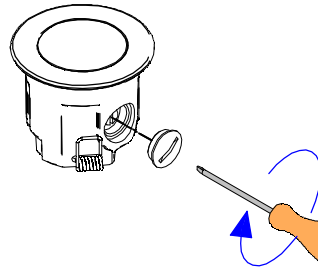
1 RETIRER LE CAPUCHON DE PROTECTION



2 AGIR SUR LE STYLO POUR RÉGLER L'INCLINAISON

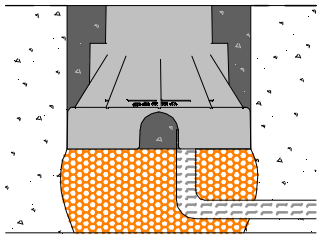


3 FERMER LE CAPUCHON DE PROTECTION

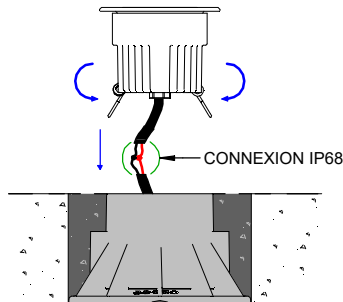


A) INSTALLATION

A1 LE REVÊTEMENT PLACÉ ET FIXÉ AVEC DU BÉTON



A2 CÂBLÉ (IP68), TOURNEZ LES RESSORTS ET PLACEZ LE PHARE DANS LE BOÎTIER EXTÉRIEUR.



A3 INSTALLATION TERMINÉE

